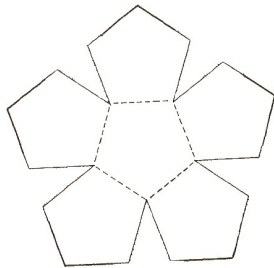
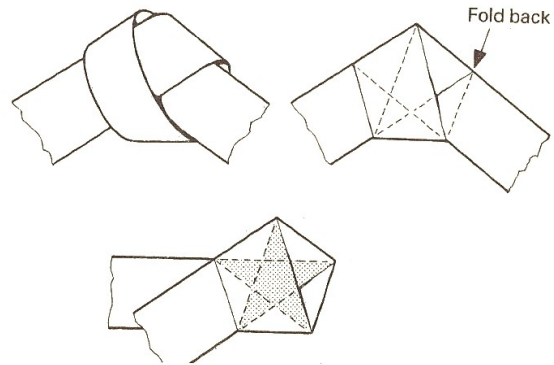


Pop-up Dodecahedron

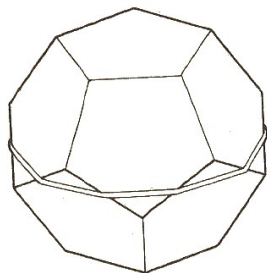
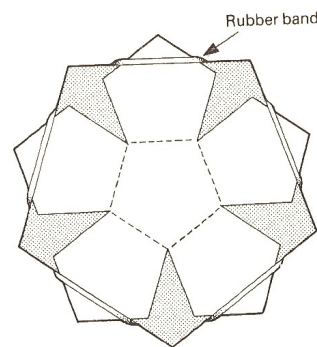
The dodecahedron is made of twelve faces, where each face is a regular pentagon.

The easiest way to make a regular pentagon is to take a strip of paper and tie a loose knot in it. Gently tighten it into a pentagon. Hold it to the light to see a pentagram:



Fold over the ends and trace your pentagon onto stiffish card. Trace another pentagon adjacent to each edge, to make the flower-like shape on the left. Cut out this shape and score.

Make another shape as above and lay the two shapes on top of each other at an angle. Weave a rubber band over and under all ten corners.



Providing the elastic band is tight enough, as you release the shape it automatically pops up to form a three-dimensional dodecahedron.